

# IKLIN LOCAL COUNCIL

## 2.1 Consolidated Details of Income and Expenditure

ACCT NO	DESCRIPTION	Quarter 4 2014				YEAR TO DATE 2014			
		ACTUAL Euro	COMMITTED Euro	TOTAL Euro	BUDGET Euro	ACTUAL Euro	COMMITTED Euro	TOTAL Euro	BUDGET Euro
2	Income								
0000	Government	67,715	-	67,715	54,930	252,618	-	252,618	219,720
0020	Bye-laws	18,226	-	18,226	1,000	22,215	-	22,215	4,000
0090	Investment	320	37	357	50	423	37	460	200
0100	General	(1)	-	(1)	1,325	4,488	-	4,488	5,300
	<b>TOTAL</b>	<b>86,260</b>	<b>37</b>	<b>86,297</b>	<b>57,305</b>	<b>279,744</b>	<b>37</b>	<b>279,781</b>	<b>229,220</b>
1	Expenditure								
1000	Personal emoluments	17,964	(612)	17,352	17,607	64,083	3,635	67,718	70,430
2000	Operations and maintenance	34,529	(5,437)	29,092	30,038	137,558	(6,011)	131,547	120,153
7000	Capital expenditure	-	-	-	11,750	15,871	-	15,871	47,000
	<b>TOTAL</b>	<b>52,493</b>	<b>(6,049)</b>	<b>46,444</b>	<b>59,396</b>	<b>217,512</b>	<b>(2,376)</b>	<b>215,136</b>	<b>237,583</b>
	<b>Balance</b>	<b>33,767</b>	<b>6,086</b>	<b>39,853</b>	<b>(2,091)</b>	<b>62,232</b>	<b>2,413</b>	<b>64,645</b>	<b>(8,363)</b>
	Opening Cash and Bank Balances			192,183				167,391	
Less	Current Deferred Grant Income								
Add:	Balance (Surplus/(Deficit))			39,853				64,645	
Add	Long Term Liability			(9,305)				(9,305)	
Less	Future Commitments			(20,000)				(20,000)	
	Available Funds			190,945				190,945	
	Allocation during Current Year			220,069				220,069	
	% Financial Situation Indicator			86.77%				86.77%	

### Notes:


- The amounts entered in the actual column will be the figures extracted from the Sage Reports
- The amounts entered in the committed column will be those amounts not yet entered into Sage as Creditors or Accruals in the case of expenditure and any accrued income or amounts due still outstanding.
- Future Commitments will include any tenders which have been awarded which have not yet commenced or which are partly completed. The amount committed to the project are as follows:


Paving works	Euro
Total Commitments	20,000

- Against the Expenditure of Community and Hospitality there is the income of €1,270 from Jum il-Mara Activity, €1,930 from Jum l-Omm Activity and €270 from Aerobics classes and €1,000 from DLG re Festa Fjuri 2014.
- The Waste Disposal Account is actual as per WasteServ Invoices although the Council will pay as per Government Allocation as per instructions by the Local Council's Department.

### Declaration:

The Mayor and the Executive Secretary declare that the above statements show a true and fair view of the Council's position on the signing date and that all commitments have been included in these financial statements.

  
 Mayor  
 Anthony Dalli

  
 Executive Secretary  
 Etienne Montfort


27/01/2015  
 Date

**IKLIN LOCAL COUNCIL**  
**2.2 Details of Income**


ACCT NO	DESCRIPTION	a	b	c=(a+b)	d	e	f	g=(e+f)	h
		Quarter 4 2014				YEAR TO DATE 2014			
		ACTUAL Euro	COMMITTED Euro	TOTAL Euro	BUDGET Euro	ACTUAL Euro	COMMITTED Euro	TOTAL Euro	BUDGET Euro
2	Income								
0000	Government								
0001	Annual	54,930	0	54,930	54,930	219,719	-	219,719	219,720
0002	Supplementary	12,785	-	12,785	-	32,899	-	32,899	-
0003	Special needs	-	-	-	-	-	-	-	-
0004	Public/government delegations	-	-	-	-	-	-	-	-
0005	Other	-	-	-	-	-	-	-	-
		67,715	-	67,715	54,930	252,618	-	252,618	219,720
0020	Bye-Laws								
0021	Community services	1,089	-	1,089	500	5,028	-	5,028	2,000
0036	Contravention of bye-laws	17,000	-	17,000	-	17,000	-	17,000	-
0056	Sponsorships	-	-	-	-	-	-	-	-
0066	General	137	-	137	500	187	-	187	2,000
		18,226	-	18,226	1,000	22,215	-	22,215	4,000
0090	Investment								
0091	Bank interest	320	37	357	50	423	37	460	200
0096	Government securities	-	-	-	-	-	-	-	-
		320	37	357	50	423	37	460	200
0100	General								
0110	Donations	-	-	-	-	-	-	-	-
0120	Contributions	(1)	-	(1)	1,325	4,488	-	4,488	5,300
		(1)	-	(1)	1,325	4,488	-	4,488	5,300
	<b>TOTAL</b>	<b>86,260</b>	<b>37</b>	<b>86,297</b>	<b>57,305</b>	<b>279,744</b>	<b>37</b>	<b>279,781</b>	<b>229,220</b>

**IKLIN LOCAL COUNCIL**  
**STATEMENT OF FINANCIAL POSITION**  
**At 31st December 2014**

	<b>2014</b>	<b>2013</b>
	<b>Euro</b>	<b>Euro</b>
<b>ASSETS</b>		
<b>Non-Current Assets</b>		
Property, plant and equipment	<u>644,804</u>	<u>634,076</u>
<b>Current Assets</b>		
Inventories	0	0
Debtors	4,256	6,582
Prepayments and accrued income	65,357	59,909
Cash and Cash equivalents	<u>147,558</u>	<u>155,742</u>
	<u>217,171</u>	<u>222,233</u>
<b>TOTAL ASSETS</b>	<u>861,975</u>	<u>856,309</u>
<b>EQUITY AND LIABILITIES</b>		
<b>Equity</b>		
Retained Funds	<u>423,680</u>	<u>388,709</u>
<b>Non-Current Liabilities</b>		
Payables	30,556	39,861
Deferred Income	<u>306,431</u>	<u>372,897</u>
	<u>336,987</u>	<u>412,758</u>
<b>Current Liabilities</b>		
Payables	59,114	31,353
Accruals and deferred income	<u>42,194</u>	<u>23,489</u>
	<u>101,308</u>	<u>54,842</u>
<b>TOTAL EQUITY AND LIABILITIES</b>	<u>861,975</u>	<u>856,309</u>



Anthony Dalli  
Mayor



Etienne Montfort  
Executive Secretary